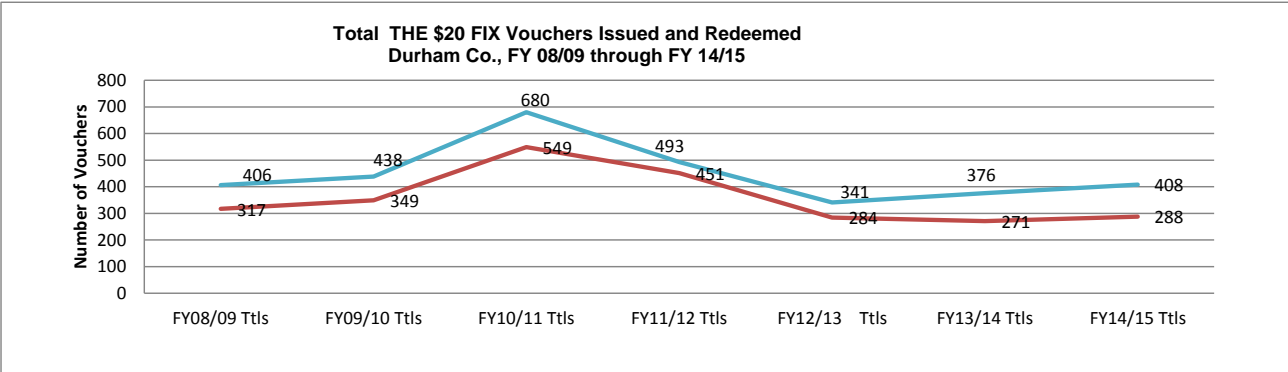
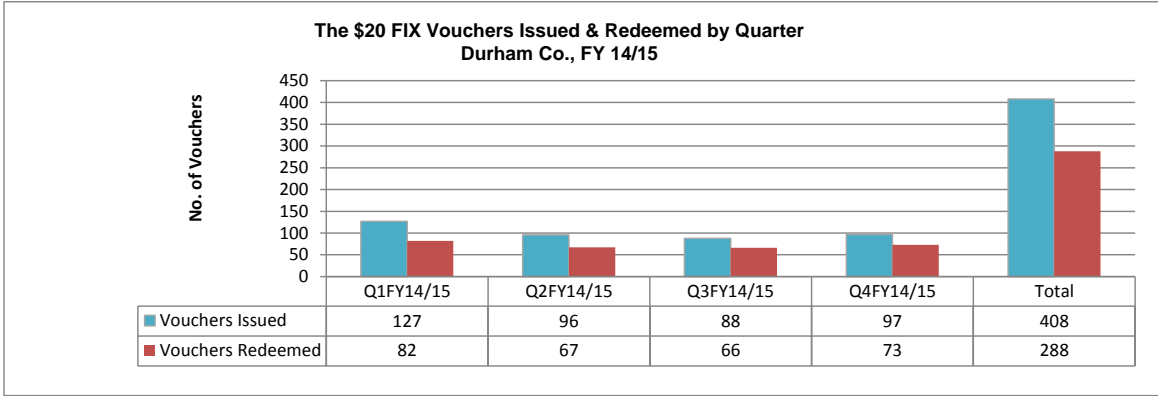


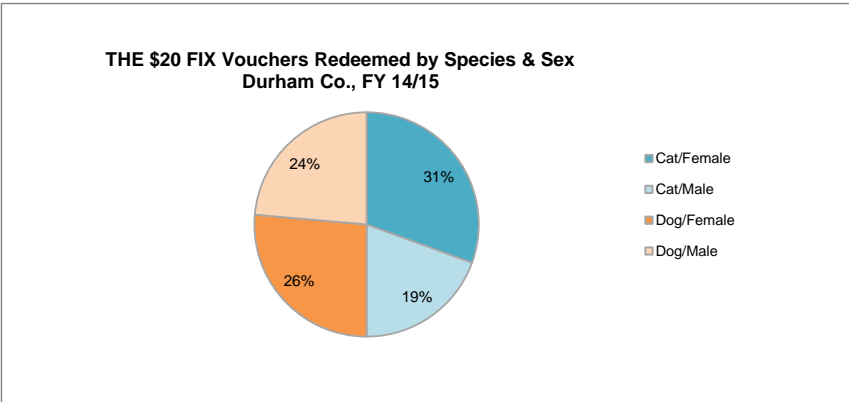
Durham County Vouchers Issued & Redeemed by Quarter & Fiscal Year

Report Provided by AnimalKind on 07/15/15 JD/MG

Voucher Totals										
Months in Quarter	Jul-Sep	Oct-Dec	Jan-Mar	Apr-Jun	Jul-Sep	Oct-Dec	Jan-Mar	Apr-Jun	Cal Yr	Fiscal Yr
Qtr/Calendar	Q3CY13	Q4CY13	Q1CY14	Q2CY14	Q3CY14	Q4CY14	Q1CY15	Q2CY15	CY15	FY14/15
Qtr/Fiscal Year	Q1FY13/14	Q2FY13/14	Q3FY13/14	Q4FY13/14	Q1FY14/15	Q2FY14/15	Q3FY14/15	Q4FY14/15	Total	Total
Vouchers Issued	117	69	87	103	127	96	88	97	185	408
Vouchers Redeemed	63	82	54	72	82	67	66	73	139	288
Redemption Rate	53.8%	118.8%	62.1%	69.9%	64.6%	69.8%	75.0%	75.3%	75.1%	70.6%



Vouchers Issued & Redeemed by Species & Sex FY 14/15		
Species/Sex	Issued	Redeemed
Cat/Female	119	88
Cat/Male	81	56
Dog/Female	118	76
Dog/Male	90	68
Cat Totals	200	144
Dog Totals	208	144
Cat & Dog Totals	408	288



THE \$20 FIX Subsidies -- Durham County (7/15/15 JJ)						
Calendar Quarter	Fiscal Quarter	Total Subsidies Provided (from all funding sources)	Total Submitted to ICARE for Reimbursement	Total Subsidies Provided Minus Total Submitted to ICARE	Reimbursement Received from ICARE	Amount Remaining of \$40K Service Agreement
CY 2011 Q3	FY 11-12 Q1	\$13,022.00	\$11,723.00	\$1,299.00	\$11,723.00	
CY 2011 Q4	FY 11-12 Q2	\$7,555.00	\$7,555.00	\$0.00	\$7,555.00	
CY 2012 Q1	FY 11-12 Q3	\$7,075.00	\$4,770.00	\$2,305.00	\$4,770.00	
CY 2012 Q2	FY 11-12 Q4	\$2,870.00	\$2,870.00	\$0.00	\$2,870.00	\$40,000
CY 2012 Q3	FY 12-13 Q1	\$5,581.68	\$5,450.00	\$131.68	\$5,450.00	\$39,868.32
CY 2012 Q4	FY 12-13 Q2	\$3,345.00	\$3,345.00	\$0.00	\$3,345.00	\$39,868.32
CY 2013 Q1	FY 12-13 Q3	\$4,220.00	\$4,155.00	\$65.00	\$3,698.34	\$39,346.66
CY 2013 Q2	FY 12-13 Q4	\$4,935.00	\$4,935.00	\$0.00	\$3,277.18	\$37,688.84
CY 2013 Q3	FY 13-14 Q1	\$4,335.00	\$4,325.00	\$10.00	\$4,325.00	\$37,678.84
CY 2013 Q4	FY 13-14 Q2	\$5,375.00	\$5,375.00	\$0.00	\$1,210.80	\$33,514.64
CY 2014 Q1	FY 13-14 Q3	\$3,714.00	\$3,690.00	\$24.00	\$538.83	\$30,339.47
CY 2014 Q2	FY 13-14 Q4	\$5,805.00	\$5,041.70	\$763.30	\$1,136.98	\$25,671.45
CY 2014 Q3	FY 14-15 Q1	\$5,771.50	\$5,532.00	\$239.50	\$876.51	\$20,776.46
CY 2014 Q4	FY 14-15 Q2	\$4,791.50	\$4,309.16	\$482.34	\$477.29	\$16,462.25
CY 2015 Q1	FY 14-15 Q3	\$5,057.40	\$4,655.41	\$401.99	\$477.07	\$11,881.92
CY 2015 Q2	FY 14-15 Q4	\$6,633.57	\$5,696.75	\$936.82	Pending	\$5,248.35
Total		\$90,086.65	\$83,428.02	\$6,658.63	\$51,731.00	\$5,248.35