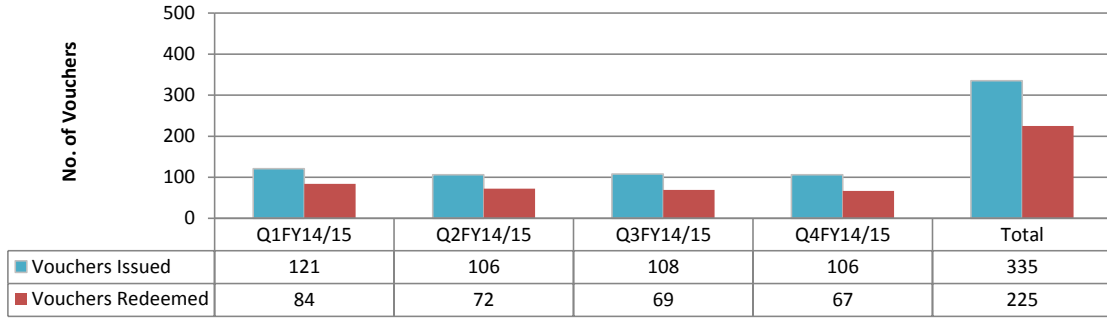


# Orange County Vouchers Issued & Redeemed by Quarter & Fiscal Year

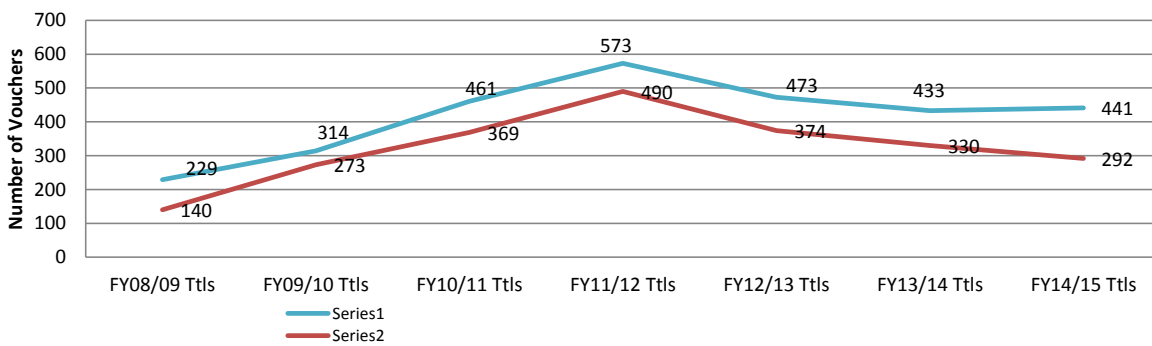
Report Provided by AnimalKind on 07-15-15 JD/MG

Voucher Totals										
Months in Quarter	Jul-Sep	Oct-Dec	Jan-Mar	Apr-Jun	Jul-Sep	Oct-Dec	Jan-Mar	Apr-Jun	Cal Yr	Fiscal Yr
Qtr/Calendar	Q3CY13	Q4CY13	Q1CY14	Q2CY14	Q3CY14	Q4CY14	Q1CY15	Q2CY15	CY15	FY14/15
Qtr/Fiscal Year	Q1FY13/14	Q2FY13/14	Q3FY13/14	Q4FY13/14	Q1FY14/15	Q2FY14/15	Q3FY14/15	Q4FY14/15	Total	Total
Vouchers Issued	143	84	108	98	121	106	108	106	214	335
Vouchers Redeemed	97	94	56	83	84	72	69	67	136	225
Redemption Rate	67.8%	111.9%	51.9%	84.7%	69.4%	67.9%	63.9%	63.2%	63.6%	67.2%

The \$20 FIX Vouchers Issued & Redeemed by Quarter  
Orange Co., FY 14/15



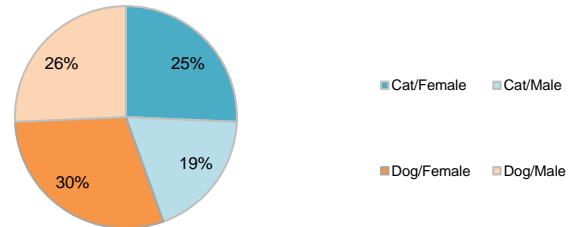
THE \$20 FIX Total Vouchers Issued and Redeemed  
Orange Co., FY 08/09 through FY 14/15



Vouchers Issued & Redeemed by Species & Sex FY 14/15

Species/Sex	Issued	Redeemed
Cat/Female	131	75
Cat/Male	84	55
Dog/Female	119	87
Dog/Male	107	75
<b>Cat Total</b>	<b>215</b>	<b>130</b>
<b>Dog Total</b>	<b>226</b>	<b>162</b>
<b>Cat &amp; Dog Totals</b>	<b>441</b>	<b>292</b>

THE \$20 FIX Vouchers Redeemed by Species & Sex  
Orange Co., FY 14/15



THE \$20 FIX Subsidies -- Orange County (7/15/15 JJ)						
Calendar Quarter	Fiscal Quarter	Total AnimalKind Subsidies Provided (from all funding sources)	Total Amount Invoiced to Orange County	Total Submitted to ICARE for Reimbursement for THE \$20 FIX	Difference of Amount Invoiced to Orange County and Total Submitted to ICARE	Total Reimbursement Received from ICARE*
CY 2010 Q3	FY 10-11 Q1	\$5,075.00	\$6,185.00			
CY 2010 Q4	FY 10-11 Q2	\$5,850.00	\$5,330.00			
CY 2011 Q1	FY 10-11 Q3	\$9,940.00	\$9,860.00	\$5,214.00	\$4,646.00	\$5,214.00
CY 2011 Q2	FY 10-11 Q4	\$9,355.00	\$9,220.00	\$5,785.00	\$3,435.00	\$0.00
Pre-Total		\$30,220.00	\$30,595.00			
Matching Grant Adjustment		\$5,729.50	-\$5,297.50			
FY 10-11 Total		\$35,949.50	\$25,297.50	\$10,999.00	\$8,081.00	\$5,214.00
CY 2011 Q3	FY 11-12 Q1	\$9,416.00	\$9,886.00	\$9,331.00	\$555.00	\$9,475.00
CY 2011 Q4	FY 11-12 Q2	\$9,160.00	\$9,800.00	\$9,160.00	\$640.00	\$9,598.50
CY 2012 Q1	FY 11-12 Q3	\$8,555.00	\$8,910.00	\$3,675.00	\$5,235.00	\$10,099.00
Pre-Total Q1-Q3		\$27,131.00	\$28,596.00			
Matching Grant Adjustment Q3		\$4,298.25	-\$4,298.25			
CY 2012 Q2	FY 11-12 Q4	\$10,955.00	\$11,445.00	\$5,275.00	\$6,170.00	\$6,045.00
Pre-Total Q1-Q4		\$42,384.25	\$35,742.75			
Matching Grant Adjustment Q4		\$5,743.25	-\$5,743.25			
FY 11-12 Total		\$48,127.50	\$29,999.50	\$27,441.00	\$12,600.00	\$35,217.50
CY 2012 Q3	FY 12-13 Q1	\$8,232.28	\$10,380.00	\$9,545.00	\$835.00	\$10,781.00
CY 2012 Q4	FY 12-13 Q2	\$6,144.00	\$8,200.00	\$7,630.00	\$570.00	\$9,508.00
CY 2013 Q1	FY 12-13 Q3	\$6,280.00	\$8,280.00	\$7,855.00	\$425.00	\$2,040.84
CY 2013 Q2	FY 12-13 Q4	\$8,135.00	\$9,480.00	\$6,285.00	\$3,195.00	\$1,642.79
Pre-Total		\$28,791.28	\$36,340.00			
Matching Grant Adjustment		\$3,170.00	-\$3,170.00			
FY 12-13 Total		\$31,961.28	\$33,170.00	\$31,315.00	\$5,025.00	\$23,972.63
CY 2013 Q3	FY 13-14 Q1	\$7,827.62	\$9,280.00	\$8,795.00	\$485.00	\$2,732.57
CY 2013 Q4	FY 13-14 Q2	\$7,115.00	\$8,960.00	\$8,060.99	\$899.01	\$4,292.81
CY 2014 Q1	FY 13-14 Q3	\$4,780.00	\$5,400.00	\$4,877.33	\$522.67	\$2,281.57
CY 2014 Q2	FY 13-14 Q4	\$7,545.00	\$7,960.00	\$7,286.84	\$673.16	\$3,116.95
FY 13-14 Total		\$27,267.62	\$31,600.00	\$29,020.16	\$2,579.84	\$9,306.95
CY 2014 Q3	FY 14-15 Q1	\$7,425.25	\$7,680.00	\$7,052.28	\$627.72	\$3,383.16
CY 2014 Q4	FY 14-15 Q2	\$5,940.00	\$6,300.00	\$5,688.06	\$611.94	\$1,543.73
CY 2015 Q1	FY 14-15 Q3	\$6,166.88	\$6,240.00	\$5,379.88	\$860.12	\$1,385.32
CY 2015 Q2	FY 14-15 Q4	\$7,082.50	\$5,985.00	\$5,650.00	\$335.00	Pending
FY 14-15 Total		\$26,614.63	\$26,205.00	\$23,770.22	\$2,434.78	\$6,312.21

Highlighted partial or in information

\*ICARE reimbursements include some surgeries funded by OCAS separate from THE \$20 FIX subsidies.